

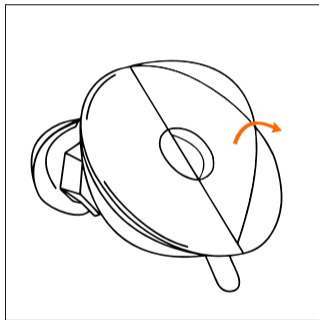


MAG-GRIP

Quick Installation

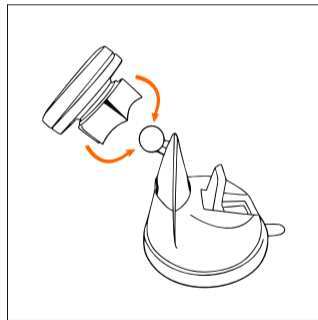


Step 1:



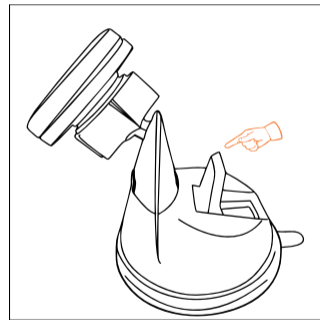
Peel the protective skin from the suction pad.

Step 2:



Combine both the parts to form a single unit.

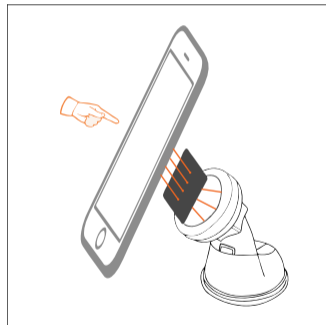
Step 3:



Place the suction pad on desired surface and press down the lever to secure the mount.

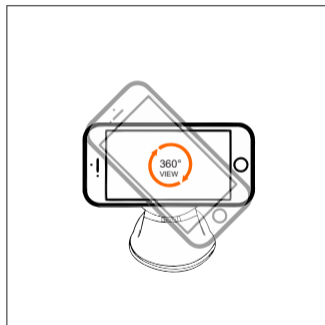
MAGNETIC MOBILE MOUNT SOLUTION

Step 4:



Attach the metal plate to your device and place the device on the mount.

Step 5:



Adjust the device according to the desired view.

Reusable



Thank you for choosing TAGG as your trusted brand of Car Mobile Mount and sincerely hope you enjoy the quality TAGG provides. We love making our customers happy by providing true value with our products. If for any reason you are not completely satisfied with your purchase, let us know and we will do anything to make your experience better.

**Contact Us: support@taggdigital.com
Website : www.taggdigital.com**

We are Social, Follow us on:-

-  <https://www.facebook.com/TAGGDigital/>
-  <https://twitter.com/TAGGOOfficial>
-  https://www.instagram.com/tagg_digital/
-  https://www.youtube.com/channel/UCjLX5UcN_tHFaMeFBplqJhg